

# SEATING GUIDELINES

## FLOOR PLANNING GUIDELINES

General guides for space planning and determining furniture needs

### Space Planning:

In preliminary space planning, the "Rule of Thumb" for determining the area requirements for a restaurant is:

**Dining Room:** 60% of total area.

**Kitchen, Cooking, Storage, Preparation, etc.:** 40% of total area.

When originating space requirements, anticipate that Banquet seating may use as little as 10 square feet per person. A good average for restaurants or coffee shops with general menus is about 12 square feet per person. This will provide for traffic aisles, wait stations, etc.

**Example:** A 200 seat restaurant will require 2400 square feet of dining area. Since this would be 60% of the total area, the total area would be 4000 square feet.

When the area available has already been established (i.e. an existing building being remodeled as a restaurant), the "Rule of Thumb" is used as follows.

**Example:** A space of 2800 square feet is available. 60% Dining Area: 1680 square feet (140 seats); 40% Kitchen Area: 1120 square feet. Details will be determined after floor plans are prepared and owner's ideas are considered and incorporated into the plans. Suggested square feet per person for different restaurant types:

**Commercial Cafe:** 16 - 18 square feet

**Industrial Cafe:** 12 - 15 square feet

**Counter Service:** 18 - 20 square feet

**Table Service (minimum):** 11 - 14 square feet

**Table Service, Hotel/Club:** 15 - 18 square feet


**Banquet (minimum):** 10 - 11 square feet

The traffic path between occupied chairs would be at least 18 inches wide. Leave 4 - 5 feet between tables (This figure includes chair space). To determine area for wait stations: 1 small station (6 - 10 square feet) per 20 diners. 1 large central station (25 - 40 square feet) per 60 diners. In determining the length for a bar, allow 1'8" - 1'10" per person (standup) or 2' per bar stool.

### Furniture Guidelines:

**Table Height:** 29" - 30" **Bar Height:** 42" - 45"

**Seat Height:** 17" - 18" **Bar Stool Height:** 28" - 30"



### Bar Dimensions


A. Outer bar edge to wall	76" - 84"
B. Outer bar edge back wall	82" - 104"
C. Outer bar edge to drinking shelf	66" - 72"
D. Outer bar edge to equipment edge	23" - 28"
E. Behind bar traffic area	30" - 36"
F. Back bar depth	24" - 30"
G. Drinking shelf depth	10" - 12"
H. Drinking shelf customer area	18"
J. Customer traffic area	30"
K. Bar seating area	18" - 24"
L. Bar depth	18" - 24"
M. Footstep depth	6" - 9"
N. Footstep height	7" - 9"
O. Room divider screen (high)	76"
P. Roomdividerscreen (low)	55"
Q. Drinking shelf height	42" - 45"
R. Top of barstool to bottom of bar	11" - 12"
S. Depth of behind-bar equipment	22" - 26"
T. Behind-bar equipment height	30"
U. Bar height	42" - 45"
V. Back bar height	36" - 42"
W. Back wall shelf height	60" - 69"

# SEATING GUIDELINES

## FIXED SEATING DIMENSIONS

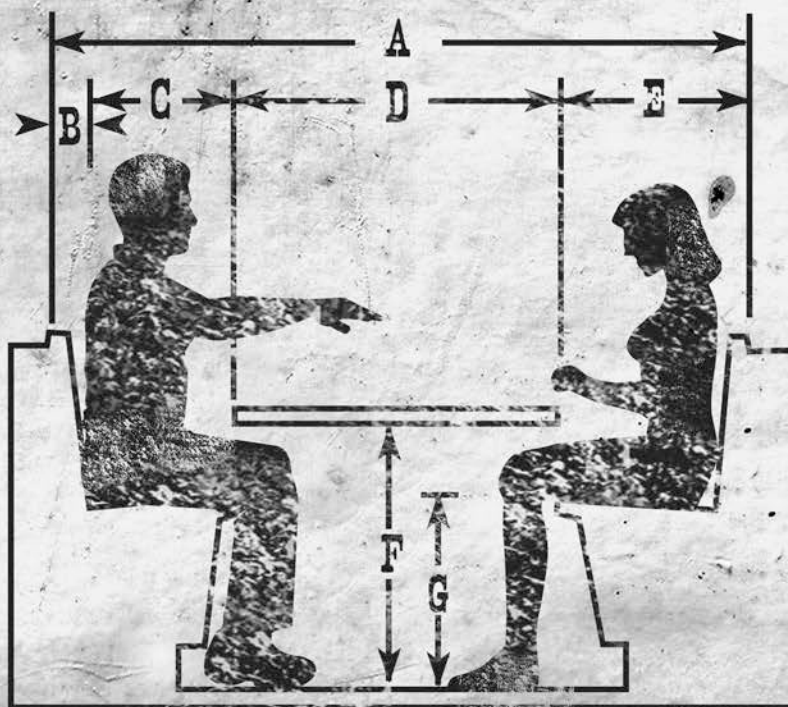
### Bar Counter Dimensions

- A. Customer seating area ..... 12" - 18"
- B. Counter depth ..... 18" - 24"
- C. Service traffic area ..... 36"
- D. Seat height ..... 30" - 31"
- E. Footstep height ..... 12"
- F. Depth of counter underside ..... 10"
- G. Top of seat to underside of counter .. 11" - 12"
- H. Counter height ..... 42"
- J. Back service counter height ..... 36"




### Booth Dimensions

- A. Total booth width ..... 64" - 74"
- B. Seat back depth ..... 3" - 6"
- C. Seat back-to-table edge clearance ..... 16"
- D. Table width ..... 24" - 42"
- E. Table edge to back of seat cushion ..... 19" - 22"
- F. Table top height ..... 29" - 30"
- G. Seat height ..... 16" - 18"




# ADA GUIDELINES



## TABLE SEATING DIMENSIONS

### Table Dimensions

A. Total area required for table	60" - 90"
B. Table top width	24" - 42"
C. Customer traffic and seating area	54" - 72"
D. Customer seating area	18" - 24"
E. Traffic area	18" - 24"
F. Table top height	29" - 30"
G. Seat height	16" - 18"



### Wheelchair Requirements

A. Wheelchair seating area	30"
B. Table top width	24" - 42"
C. Customer seating area	18" - 24"
D. Distance to underside of table	30"
E. Table top height	31"